

## Product Description

24x10.6/9.8x15mm **Multi saw blade segment for granite**. this diamond granite segment are ensure block with average thickness,low noise with smooth cutting,save energy on powder and stone.

Our stone block cutting diamond segments are made by high-quality diamond powder and metal powder mixture,produced by pressing and sintering, diamond powder and metal powder combine closely, the quality is higher and the effect is better.

Such diamond segment are highest ratio of performance to price!

## Feature:

- 1.Diamond/steel power raw material.
- 2.Multi hole design by customer's requirements.
- 3.M shape segment is easy for diamond opening.
- 4.Stone cutting segment wholesales,cut granite hard stone and cut it with bridge cutting machine.
- 5.[China Stone Blade Segment Multi Blades Saw Manufacturer](#),hot press,cold press technology, silent core segment to prove high quality cutting result.

## Product Specification:

The Following Are Normal Specifications **Multi Saw Blade Segment For Granite :**

| Blade Diameter      | Segment Size (LxWxH) | Segment Shape       | Application Material | Machine  |
|---------------------|----------------------|---------------------|----------------------|--|
| 2000mm<br>(80 Inch) | 24X10.6/9.8x15mm     | M Shape<br>Sandwich | Granite              | Single Arm Machine,<br>Bridge Cutting<br>Machine |

The above specifications is only for reference, other specifications may be available as per customer's demand.

## Other Specifications Of Cutter Segment:

| Diameter |      | Thickness | Teeth   | Segment Size |           |          | Hole    | Max. RPM | Cutting Stone |
|----------|------|-----------|---------|--------------|-----------|----------|---------|----------|---------------|
| Inch     | mm   | mm        | pcs/set | L            | W         | H        | mm      | RPM      | #             |
| 10"      | 250  | 1.8(2.2)  | 17      | 40           | 3.2       | 8/10/12  | 50/60   | 3450     | Granite       |
| 12"      | 300  | 1.8(2.2)  | 21      | 40           | 3.2       | 12/15/20 | 50/60   | 2850     | Granite       |
| 14"      | 350  | 2.2(2.4)  | 24      | 40           | 3.2       | 12/15/20 | 50/60   | 2450     | Granite       |
| 16"      | 400  | 2.6(2.8)  | 28      | 40           | 3.6       | 12/15/20 | 50/60   | 2150     | Granite       |
| 18"      | 450  | 2.8(3.0)  | 32      | 40           | 4.2       | 12/15/20 | 50/60   | 1900     | Granite       |
| 20"      | 500  | 2.8(3.0)  | 36      | 40           | 4.2       | 12/15/20 | 50/60   | 1750     | Granite       |
| 24"      | 600  | 3.6(3.2)  | 42      | 40           | 4.6       | 12/15/20 | 50/60   | 1450     | Granite       |
| 32"      | 800  | 4.2(4.5)  | 57      | 40           | 5.5       | 12/15/20 | 50/60   | 1150     | Granite       |
| 36"      | 900  | 5.0(5.5)  | 64      | 40           | 6.5       | 12/15/20 | 60/80   | 950      | Granite       |
| 36"      | 900  | 5.0(5.5)  | 64      | 24           | 7.0/6.2   | 13/15/20 | 60/80   | 950      | Granite       |
| 40"      | 1000 | 5.0(5.5)  | 70      | 24           | 7.0/6.2   | 13/15/20 | 80/100  | 850      | Granite       |
| 48"      | 1200 | 5.5(6.0)  | 80      | 24           | 7.4/6.6   | 13/15/20 | 80/100  | 750      | Granite       |
| 56"      | 1400 | 6.0(6.5)  | 92      | 24           | 8.4/7.6   | 13/15/20 | 80/100  | 600      | Granite       |
| 64"      | 1600 | 6.5(7.2)  | 108     | 24           | 9.2/8.4   | 13/15/20 | 80/100  | 550      | Granite       |
| 72"      | 1800 | 7.2(8.0)  | 120     | 24           | 10.0/9.2  | 13/15/20 | 80/100  | 500      | Granite       |
| 80"      | 2000 | 8.0(9.0)  | 128     | 24           | 11.0/10.0 | 15/20    | 100/120 | 450      | Granite       |
| 86"      | 2200 | 8.0(9.0)  | 132     | 24           | 11.0/10.0 | 15/20    | 100/120 | 400      | Granite       |
| 100"     | 2500 | 9.0(10.0) | 140     | 24           | 12.0/11.0 | 15/20    | 100/120 | 350      | Granite       |
| 120"     | 3000 | 9.0(10.0) | 160     | 24           | 12.5/11.5 | 20/30    | 100/120 | 300      | Granite       |
| 140"     | 3500 | 9.0(10.0) | 180     | 24           | 13.0/12.0 | 20/30    | 100/120 | 250      | Granite       |


### **Multi Blade And Single Disc Saw Blade Specifications:**

| Blade Set   | Blade Diameter | Thickness | Segment Size        | Cutting Stone |
|-------------|----------------|-----------|---------------------|---------------|
| #           | #              | mm        | LxWxH               | #             |
| Multi Size  | 2200-600 Multi | 4.5       | 24x6.4/5.6x13H(15H) | Granite       |
| Multi Size  | 2200-600 Multi | 5.0       | 24x7.0/6.2x13H(15H) | Granite       |
| Multi Size  | 2200-600 Multi | 5.5       | 24x7.4/6.6x13H(15H) | Granite       |
| Multi Size  | 2200-600 Multi | 6.5       | 24x8.4/7.6x13H(15H) | Granite       |
| Multi Size  | 2500-800 Multi | 5.5       | 24x7.4/6.6x13H(15H) | Granite       |
| Multi Size  | 2500-800 Multi | 6.5       | 24x8.4/7.6x13H(15H) | Granite       |
| Multi Size  | 2500-800 Multi | 7.2       | 24x9.2/8.4x13H(15H) | Granite       |
| Multi Size  | 1600-960 Multi | 6.5       | 24x8.4/7.6x13H(15H) | Granite       |
| Multi Size  | 1600-960 Multi | 7.2       | 24x9.2/8.4x13H(15H) | Granite       |
| Single Size | 40"/1000mm     | 4.5-5.0   | 24x7.0/6.2x13H(15H) | Granite       |
| Single Size | 48"/1200mm     | 5.0-5.5   | 24x7.5/6.5x13H(15H) | Granite       |
| Single Size | 64"/1600mm     | 6.5-7.2   | 24x9.2/8.4x13H(15H) | Granite       |
| Single Size | 48"/1200mm     | 4.0       | 24x5.5x8H(10H)      | Marble        |
| Single Size | 48"/1200mm     | 4.5       | 24x6.0x8H(10H)      | Marble        |
| Single Size | 48"/1200mm     | 5.0       | 24x7.5x8H(10H)      | Marble        |
| Single Size | 48"/1200mm     | 5.5       | 24x8.0x8H(10H)      | Marble        |
| Single Size | 64"/1600mm     | 6.5-7.2   | 24x9.2x10H(8H)      | Marble        |
| Single Size | 64"/1600mm     | 6.5-7.2   | 24x9.5x13H(10H)     | Marble        |


[Product show](#)

**2000mm Multi Saw Blade M Shape Sandwich Segment For Granite**

## M Shape Segment For 2000mm Saw Blade



Speed up waste removal and cooling






### Application:

Production process: hot pressing sintering, cold pressing.

Multi saw blade diamond cutting segment for granite and hard stone.

M shape sandwich segment for single arm machine, bridge cutting machine.







Granite



## Tower Saw Blade



## Multi Saw Blade



## Single Saw Blade



## FAQ

### 1. Do you offer free samples?

Normally we do not offer free samples, but we guaranty our product's quality.

### 2. Is there cheap shipping cost to import to our country?



For small order, Express will be the best, And for bulk order, sea ship way is best but take longer time. For urgent orders, we suggest via air to airport or by Express send to your door.

### 3. If we need technical support, can you offer us?

Yes, we have an experienced team, offering our customers additional benefits with specific advice, by our product management staff, engineers and technicians.



#### Contact Us:

Fujian Nanan **boreway** Machinery Co.,Ltd.

 No.605 Huahui Center, Shuitou Town 362342 Quanzhou, Fujian, China

 **TEL:** (+86)595-86990206 /  **Fax:** (+86)595-86990220

 **Mobile/WhatsApp/Wechat:** (+ 86) 18650679939

 **E-mail:** [boreway@boreway.com](mailto:boreway@boreway.com)

 **Lyon Chang**