

Product Description

24x12.5/11.5x20mm **Diamond segment for stone block cutting**. Segment Shape has K-shaped, M-shaped, V-shaped, Rectangle, Sandwich design.etc.

The height of M shape segment can be selected from 15mm and 20mm.

40mm And 24mm are the conventional dimensions of diamond saw blade segment, other sizes can be customized as required.

We have various styles of high quality cutter heads type: "K" type, "V" type, grooved type, M type, taper type etc. Silent and non-silent blades are available for choice for different blade and stones.

Feature:

1. [Granite Block Diamond Segment Manufacturer](#) Reducing cutting and working time.
2. Using thick diamonds for hard granite. Working safe, quiet, and precise.
3. Granite block diamond segment. high percent of cobalts. Precise segment size. High grade of diamonds.

Product Specification:

The Following Are Normal Specifications **Diamond Segment For Stone Block Cutting:**

Blade Diameter	Segment Size (LxWxH)	Hole of Blade	Thickness Of Blade Steel	Max.RPM
3000mm (160 Inch)	24X12.5/11.5x20mm	100/120mm	9.0(10.0)mm	300RPM

The above specifications is only for reference, other specifications may be available as per customer's demand.


Other Specifications Of Cutter Segment:


Diameter		Thickness	Teeth	Segment Size			Hole	Max. RPM	Cutting Stone
Inch	mm	mm	pcs/set	L	W	H	mm	RPM	#
10"	250	1.8(2.2)	17	40	3.2	8/10/12	50/60	3450	Granite
12"	300	1.8(2.2)	21	40	3.2	12/15/20	50/60	2850	Granite
14"	350	2.2(2.4)	24	40	3.2	12/15/20	50/60	2450	Granite
16"	400	2.6(2.8)	28	40	3.6	12/15/20	50/60	2150	Granite
18"	450	2.8(3.0)	32	40	4.2	12/15/20	50/60	1900	Granite
20"	500	2.8(3.0)	36	40	4.2	12/15/20	50/60	1750	Granite
24"	600	3.6(3.2)	42	40	4.6	12/15/20	50/60	1450	Granite
32"	800	4.2(4.5)	57	40	5.5	12/15/20	50/60	1150	Granite
36"	900	5.0(5.5)	64	40	6.5	12/15/20	60/80	950	Granite
36"	900	5.0(5.5)	64	24	7.0/6.2	13/15/20	60/80	950	Granite
40"	1000	5.0(5.5)	70	24	7.0/6.2	13/15/20	80/100	850	Granite
48"	1200	5.5(6.0)	80	24	7.4/6.6	13/15/20	80/100	750	Granite
56"	1400	6.0(6.5)	92	24	8.4/7.6	13/15/20	80/100	600	Granite
64"	1600	6.5(7.2)	108	24	9.2/8.4	13/15/20	80/100	550	Granite
72"	1800	7.2(8.0)	120	24	10.0/9.2	13/15/20	80/100	500	Granite
80"	2000	8.0(9.0)	128	24	11.0/10.0	15/20	100/120	450	Granite
86"	2200	8.0(9.0)	132	24	11.0/10.0	15/20	100/120	400	Granite
100"	2500	9.0(10.0)	140	24	12.0/11.0	15/20	100/120	350	Granite
120"	3000	9.0(10.0)	160	24	12.5/11.5	20/30	100/120	300	Granite
140"	3500	9.0(10.0)	180	24	13.0/12.0	20/30	100/120	250	Granite

Multi Blade And Single Disc Saw Blade Specifications:

Blade Set	Blade Diameter	Thickness	Segment Size	Cutting Stone
#	#	mm	LxWxH	#
Multi Size	2200-600 Multi	4.5	24x6.4/5.6x13H(15H)	Granite
Multi Size	2200-600 Multi	5.0	24x7.0/6.2x13H(15H)	Granite
Multi Size	2200-600 Multi	5.5	24x7.4/6.6x13H(15H)	Granite
Multi Size	2200-600 Multi	6.5	24x8.4/7.6x13H(15H)	Granite
Multi Size	2500-800 Multi	5.5	24x7.4/6.6x13H(15H)	Granite
Multi Size	2500-800 Multi	6.5	24x8.4/7.6x13H(15H)	Granite
Multi Size	2500-800 Multi	7.2	24x9.2/8.4x13H(15H)	Granite
Multi Size	1600-960 Multi	6.5	24x8.4/7.6x13H(15H)	Granite
Multi Size	1600-960 Multi	7.2	24x9.2/8.4x13H(15H)	Granite
Single Size	40"/1000mm	4.5-5.0	24x7.0/6.2x13H(15H)	Granite
Single Size	48"/1200mm	5.0-5.5	24x7.5/6.5x13H(15H)	Granite
Single Size	64"/1600mm	6.5-7.2	24x9.2/8.4x13H(15H)	Granite
Single Size	48"/1200mm	4.0	24x5.5x8H(10H)	Marble
Single Size	48"/1200mm	4.5	24x6.0x8H(10H)	Marble
Single Size	48"/1200mm	5.0	24x7.5x8H(10H)	Marble
Single Size	48"/1200mm	5.5	24x8.0x8H(10H)	Marble
Single Size	64"/1600mm	6.5-7.2	24x9.2x10H(8H)	Marble
Single Size	64"/1600mm	6.5-7.2	24x9.5x13H(10H)	Marble

Product show







Application:

Teeth No.:160 Pin

Max.RPM: 300RPM

Hole of Blade: 100/120mm


Segment Height: 15/20mm

Thickness Of Blade Steel:9.0(10.0)mm

Use: Wet Use For 3000mm Saw Blade

Diamond segment for stone block cutting for granite and hard stone.


Stone block cutting diamond segment for bridge cutting machine, single arm machine.




Granite



Tower Saw Blade



Multi Saw Blade



Single Saw Blade



FAQ

1. How can we be your agent in our country?

Please inform us your detailed company, we will discuss and propose helpful suggestion for you, and to find the best solution for you.

2. If we need technical support, can you offer us?

Yes, we have an experienced team, offering our customers additional benefits with specific advice, by our product management staff, engineers and technicians.

3.Can your products use different objects and materials?

It is best to communicate with our staff before using, because different products use different proportions of ingredients and use different effects.



Contact Us:

Fujian Nanan *boreway* Machinery Co.,Ltd.

 No.605 Huahui Center, Shuitou Town 362342 Quanzhou, Fujian, China

 **TEL:** (+86)595-86990206 /  **Fax:** (+86)595-86990220

 **Mobile/WhatsApp/Wechat:** (+ 86) 18650679939

 **E-mail:** boreway@boreway.com

 **Lyon Chang**