

7.5MM Thick Diamond Saw Blade Segment For Cutting Limestone

Product Description

Bond: Soft,Medium,Hard.

Diameter: 48 inch,1200mm.

Segment Quantity: 16pcs per 2 set.

Segment Size: 24x7.5x10mm,the height could be 8mm.

Cutting Materials: from hard to soft marble, limestone and soft stone.

Professional use of high quality diamond design **diamond saw blade segment for limestone**, bringing superior performance and sharp cutting.

Diamond Segments For Cutting Marble, use for multi saw blade, they are same like granite multi cutter, fast cutting but smaller down feed per cut, since marble is softer than granite, and the cutting depth could be bigger at 3-5mm per cut or more.

250-900mm Saw blades use 40mm length blades, 900-3500mm saw blades use 24mm length blades.diamond saw blade for marble slab block cutting

Feature:

1. The height of the diamond segment is 8mm and 10mm.
2. The normal length of the cutter head is divided into 24mm and 40mm.
3. The shape of the cutter head is: grooved type, K type, V type, taper type, sandwich.
4. Specializing in the production of various specifications of diamond saw blade segment.

Product Specification:

The Following Are Normal Specifications **Saw Blade Segment For Cutting Limestone:**

Blade Diameter	Segment Size (LxWxH)	Steel Saw Blade Thickness	Cutting Material	Machine
1200MM (48 Inch)	24X7.5X10MM	5MM	Marble,Limestone, And Other Soft Stone	Single Arm Machine, Bridge Cutting Machine

The above specifications is only for reference, other specifications may be available as per customer's demand.

Other Specifications Of Cutter Segment:

Diameter		Thickness	Teeth	Segment Size			Hole	Max. RPM	Cutting Stone
Inch	mm	mm	pcs/set	L	W	H	mm	RPM	#
10"	250	1.8(2.2)	17	40	3.2	8/10/12	50/60	3450	Granite
12"	300	1.8(2.2)	21	40	3.2	12/15/20	50/60	2850	Granite
14"	350	2.2(2.4)	24	40	3.2	12/15/20	50/60	2450	Granite
16"	400	2.6(2.8)	28	40	3.6	12/15/20	50/60	2150	Granite
18"	450	2.8(3.0)	32	40	4.2	12/15/20	50/60	1900	Granite
20"	500	2.8(3.0)	36	40	4.2	12/15/20	50/60	1750	Granite
24"	600	3.6(3.2)	42	40	4.6	12/15/20	50/60	1450	Granite
32"	800	4.2(4.5)	57	40	5.5	12/15/20	50/60	1150	Granite
36"	900	5.0(5.5)	64	40	6.5	12/15/20	60/80	950	Granite
36"	900	5.0(5.5)	64	24	7.0/6.2	13/15/20	60/80	950	Granite
40"	1000	5.0(5.5)	70	24	7.0/6.2	13/15/20	80/100	850	Granite
48"	1200	5.5(6.0)	80	24	7.4/6.6	13/15/20	80/100	750	Granite
56"	1400	6.0(6.5)	92	24	8.4/7.6	13/15/20	80/100	600	Granite
64"	1600	6.5(7.2)	108	24	9.2/8.4	13/15/20	80/100	550	Granite
72"	1800	7.2(8.0)	120	24	10.0/9.2	13/15/20	80/100	500	Granite
80"	2000	8.0(9.0)	128	24	11.0/10.0	15/20	100/120	450	Granite
86"	2200	8.0(9.0)	132	24	11.0/10.0	15/20	100/120	400	Granite
100"	2500	9.0(10.0)	140	24	12.0/11.0	15/20	100/120	350	Granite
120"	3000	9.0(10.0)	160	24	12.5/11.5	20/30	100/120	300	Granite
140"	3500	9.0(10.0)	180	24	13.0/12.0	20/30	100/120	250	Granite

Multi-Blade And Single-Disc Saw Blade Specifications:



Blade Set	Blade Diameter	Thickness	Segment Size	Cutting Stone
#	#	mm	LxWxH	#
Single Size	48"/1200mm	4.0	24x5.5x8H(10H)	Marble
Single Size	48"/1200mm	4.5	24x6.0x8H(10H)	Marble
Single Size	48"/1200mm	5.0	24x7.5x8H(10H)	Marble
Single Size	48"/1200mm	5.5	24x8.0x8H(10H)	Marble
Single Size	64"/1600mm	6.5-7.2	24x9.2x10H(8H)	Marble
Single Size	64"/1600mm	6.5-7.2	24x9.5x13H(10H)	Marble
Single Size	40"/1000mm	4.5-5.0	24x7.0/6.2x13H(15H)	Granite
Single Size	48"/1200mm	5.0-5.5	24x7.5/6.5x13H(15H)	Granite
Single Size	64"/1600mm	6.5-7.2	24x9.2/8.4x13H(15H)	Granite
Multi Size	2200-600 Multi	4.5	24x6.4/5.6x13H(15H)	Granite
Multi Size	2200-600 Multi	5.0	24x7.0/6.2x13H(15H)	Granite
Multi Size	2200-600 Multi	5.5	24x7.4/6.6x13H(15H)	Granite
Multi Size	2200-600 Multi	6.5	24x8.4/7.6x13H(15H)	Granite
Multi Size	2500-800 Multi	5.5	24x7.4/6.6x13H(15H)	Granite
Multi Size	2500-800 Multi	6.5	24x8.4/7.6x13H(15H)	Granite
Multi Size	2500-800 Multi	7.2	24x9.2/8.4x13H(15H)	Granite
Multi Size	1600-960 Multi	6.5	24x8.4/7.6x13H(15H)	Granite
Multi Size	1600-960 Multi	7.2	24x9.2/8.4x13H(15H)	Granite

[Product show](#)

Diamond Saw Blade Segment For Cutting Limestone

High Quality Diamond Particles


Cutting Direction



Marble Saw Blade Segment

Use For 1200mm Saw Blade





Application:

Diamond saw blade segment for cutting limestone,marble,sandstone and other soft stone


[Diamond Segment Cutting Supplier China](#) for single arm machine, bridge cutting machine.



Tower Saw Blade



Multi Saw Blade



Single Saw Blade



FAQ

1. Do you offer free samples?

Normally we do not offer free samples, but we guaranty our product's quality.

2. How can we be your agent in our country?

Please inform us your detailed company, we will discuss and propose helpful suggestion for you, and to find the best solution for you.


3. Is there cheap shipping cost to import to our country?

For small order, Express will be the best, And for bulk order, sea ship way is best but take longer time. For urgent orders, we suggest via air to airport or by Express send to your door.



Contact Us:

Fujian Nanan **boreway** Machinery Co.,Ltd.

 No.605 Huahui Center, Shuitou Town 362342 Quanzhou, Fujian, China

 **TEL:** (+86)595-86990206 /  **Fax:** (+86)595-86990220

 **Mobile/WhatsApp/Wechat:** (+ 86) 18650679939

 **E-mail:** boreway@boreway.com

 **Lyon Chang**