


00 00 00 Litchi 0000 0000 00	125mm.	0	30.
	150mm	4.	30.
			45.
	200mm	4.	30.
			45.
			99.
	250mm	5.	45.
	300mm	6.	30.
			45.
			99.
	350mm.	9.	45.
400mm.	9.	45.	
450mm	12.	45.	
Litchi Surface Hypotenuse 0000	0	10.	
00 0 00 000 (0000000 00)	00	1	45.
			60.

00 000 00 000, 00 000 000 000 0 0000.

00 0

00. 200mm 000 00 00 00 4 00 00 00




Connection: 47mm



Diameter: 200mm



Spring: Cushioning & Damping




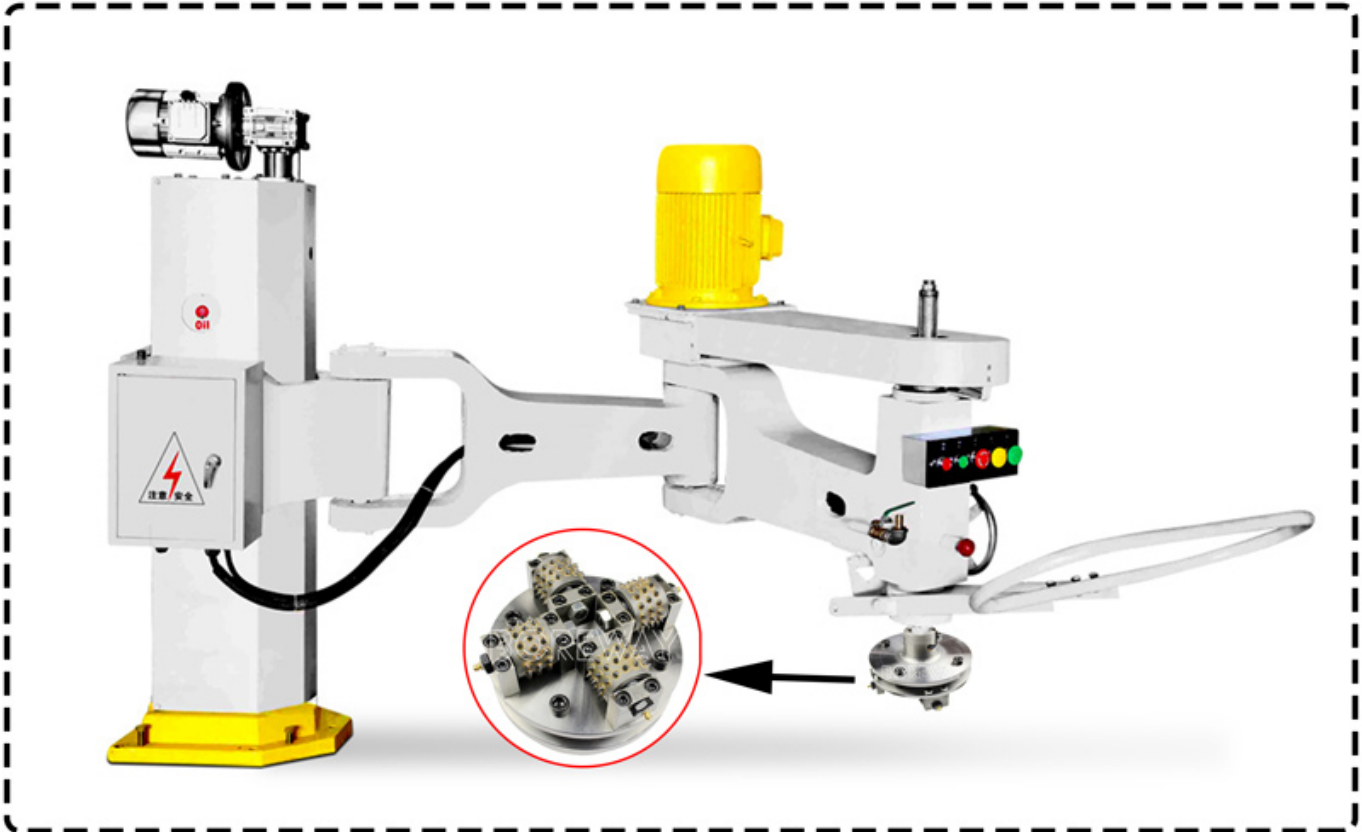


□□□□□□:


□□□, □□□ □ □□ □□□□ □□□ □□ □□ □□□□.

□□□ □□ □□ □□□□□ □□□ □□ □□ □□□□.





Marble



Granite



Quartz



Sandstone




Limestone



Concrete Floor



Asphalt Pavement



Litchi Surface

□□□□ □□:

1. □□ □□ □□ □ □ □□□□?

□□□□ □□ □□.

□□ □□ □□□□ □□□□□□.

□□ □□ □ □□□□□ □□□□□□.

2. □□ □□ □□ □□ □□□□

□□ □□ □□ □□□□ □□□□ □□ □□ □□□□ □□ □□□□□□. □□ □□ □ □□□□ □□□□ □□□□ □□ □□□□ □□ □□ □□□□.

3. □□□ □□ □□□ □□ □□ □□□ □□□□□?

□□□ 30 □, 45 □, 60 □ □ □□ □□□ □□ □□ □□□□ □□□ □□ □□ □□ □□ □□ □□ □□ □□ □□□□ □□□□□.

Courier Express
door to door service

By Air
to destination airport

By Sea
to destination sea port



□□□□:

Fujian Nanan *boreway*[®] Machinery Co.,Ltd.



No.605 Huahui Center, Shitou Town 362342 Quanzhou, Fujian, China.



☎ : (+86) 595-86990206 /



☎:(+86) 595-86990220



☎ / **WhatsApp / Wechat** :(+ 86) 18650679939.



☎: **boreway@boreway.com.**



Lyon Chang.