

□□ □□ □□ :

2 □ □□□□ □□□□ □□:

Single Bar Segment
24*11*10mm*1T






Two Pins Blank



24*11*10mm*2T
Double Bar Segments








00, 00 0 00 00 0000 00.

1. 00 00 (0000) - 00 000000 00 0000 0000 0000 00 000000 0000 0000 0000 00 0000 0000 000000 000000. 0000 0000 0 0 000000.
2. 00 00 (0000) - 00 0000 0000 00 0000 00 00 00.
3. 00 00 (0000) - 000000000 00 0000 0000 0000 000000 00 0000 00 00 0000 000000.





Before Grinding and Polishing



After Grinding and Polishing

☐☐:

CONCRETE HARDNESS	Xtreme Hard	Very Hard	Hard	Medium Hard	Soft	Very Soft
PSI	6500-9000	5000-7000	4000-5000	3000-4000	1500-3500	1000-2000
MPA	C50-C65	C40-C55	C30-C50	C20-C40	C15-C25	C10-C20
CODE	XHF	VHF	HF	MHF	SF	VSF
COLOUR						

☐☐ : ☐☐☐ ☐☐☐ ☐☐ ☐☐ ☐☐, ☐☐☐☐ ☐☐ ☐☐ ☐☐, ☐☐☐☐ ☐☐☐☐☐☐.



Two Round Pins Redi Lock Blank



Two Square Pins Redi Lock Blank

2 Pin Redi Lock Blank :

1. Pin Pin Pin Pin Pin Pin.
2. Pin Pin Pin Pin Pin Pin.


Pin:

- 1) Pin Pin Pin Pin Pin Pin.
- 2) Pin Pin Pin Pin Pin Pin.
- 3) Pin Pin Pin Pin Pin Pin.
- 4) 2 Pin Pin Pin Pin Pin Pin Pin Pin Pin Pin Pin Pin.

Pin:

2 Pin Pin Pin Pin Pin Pin, Pin Pin, Pin Pin Pin Pin

Pin Pin:



Boreway Machinery Co.,Ltd
www.diamondtools.top
www.boreway.net

2 0 0 0 0 0 0 0 0 0 0 0



Boreway Machinery Co.,Ltd
www.diamondtools.top
www.boreway.net

2 0 0 0 0 0 0 0 0 0 0 0

0 0 0 0 :



0 0 0 0 :

