

□□:

1. □□ □□□□ □□ □□□□ □□□□ □□ : 40x7x15mm.
2. □ □□ □ □□ □□□ □ □□ □□.
3. □□ □□, □□ □□ □□, □□ □□ □□ □ □□ □ □□.
4. □ □□ □□□□ □□ □□□, □□ □□ □□□ □□ □□ □□□ □□□□.

□□ □□ :

□□ □□□□ □□ □□□□ □□□□.40x7x15mm □□□□ □□ □□, □ □□ □□□ □□□□ □□ □ □□ □□□ □□□□□□.

□□□ □ □□□□ □□ □□ □□□□ □□□ □□□ □□ □□□ □□ □ □ □□□□.

□□□□ □□□ □□ □□□□ □□□□ □ □□□ □□□ □□□□ □□□ □□□□□.

□□□ □□□□□ □□□□□ □□□ □□□□ □□ □□□□ □□□ □□□□□. □□ □ □□□□ □□□□□ □□ □□□□. □□□ □□□ □□□□ □□ □ □□ □□□□ □ □ □□□□ □□□□□□. □□ □□ □ □ □□□ □□ □□□□. □□ 50 % □□□ □□□ □□□□ □□ □ □ □□□□.

□□ □□:

□□□ □□ □□□□□ □□□ □□□□□ □□□□□ □□□□□:

□□	□□□□ □□			□ □□□ □□□□□□	□□□□□□
	□	□□	□□		
1000mm □□□□□ □ □□□□ □□□□	40mm	7mm.	15mm	52pin.	□ □□□, □□ □□□

□□ □□□ □□ □□□ □□□□ □□□ □□□ □□ □□ □□□ □□□ □ □□□□.

□□ □□□□□ □□ □□ :

Diameter		Thickness	Teeth	Segment Size			Hole	Max. RPM	Cutting Stone
Inch	mm	mm	pcs/set	L	W	H	mm	RPM	#
10"	250	1.8(2.2)	17	40	3.2	8/10/12	50/60	3450	Granite
12"	300	1.8(2.2)	21	40	3.2	12/15/20	50/60	2850	Granite
14"	350	2.2(2.4)	24	40	3.2	12/15/20	50/60	2450	Granite
16"	400	2.6(2.8)	28	40	3.6	12/15/20	50/60	2150	Granite
18"	450	2.8(3.0)	32	40	4.2	12/15/20	50/60	1900	Granite
20"	500	2.8(3.0)	36	40	4.2	12/15/20	50/60	1750	Granite
24"	600	3.6(3.2)	42	40	4.6	12/15/20	50/60	1450	Granite
32"	800	4.2(4.5)	57	40	5.5	12/15/20	50/60	1150	Granite
36"	900	5.0(5.5)	64	40	6.5	12/15/20	60/80	950	Granite
36"	900	5.0(5.5)	64	24	7.0/6.2	13/15/20	60/80	950	Granite
40"	1000	5.0(5.5)	70	24	7.0/6.2	13/15/20	80/100	850	Granite
48"	1200	5.5(6.0)	80	24	7.4/6.6	13/15/20	80/100	750	Granite
56"	1400	6.0(6.5)	92	24	8.4/7.6	13/15/20	80/100	600	Granite
64"	1600	6.5(7.2)	108	24	9.2/8.4	13/15/20	80/100	550	Granite
72"	1800	7.2(8.0)	120	24	10.0/9.2	13/15/20	80/100	500	Granite
80"	2000	8.0(9.0)	128	24	11.0/10.0	15/20	100/120	450	Granite
86"	2200	8.0(9.0)	132	24	11.0/10.0	15/20	100/120	400	Granite
100"	2500	9.0(10.0)	140	24	12.0/11.0	15/20	100/120	350	Granite
120"	3000	9.0(10.0)	160	24	12.5/11.5	20/30	100/120	300	Granite
140"	3500	9.0(10.0)	180	24	13.0/12.0	20/30	100/120	250	Granite

□□ □□□□ □ □□ □□□ □□ □□ :

Blade Set	Blade Diameter	Thickness	Segment Size	Cutting Stone
#	#	mm	LxWxH	#
Multi Size	2200-600 Multi	4.5	24x6.4/5.6x13H(15H)	Granite
Multi Size	2200-600 Multi	5.0	24x7.0/6.2x13H(15H)	Granite
Multi Size	2200-600 Multi	5.5	24x7.4/6.6x13H(15H)	Granite
Multi Size	2200-600 Multi	6.5	24x8.4/7.6x13H(15H)	Granite
Multi Size	2500-800 Multi	5.5	24x7.4/6.6x13H(15H)	Granite
Multi Size	2500-800 Multi	6.5	24x8.4/7.6x13H(15H)	Granite
Multi Size	2500-800 Multi	7.2	24x9.2/8.4x13H(15H)	Granite
Multi Size	1600-960 Multi	6.5	24x8.4/7.6x13H(15H)	Granite
Multi Size	1600-960 Multi	7.2	24x9.2/8.4x13H(15H)	Granite
Single Size	40"/1000mm	4.5-5.0	24x7.0/6.2x13H(15H)	Granite
Single Size	48"/1200mm	5.0-5.5	24x7.5/6.5x13H(15H)	Granite
Single Size	64"/1600mm	6.5-7.2	24x9.2/8.4x13H(15H)	Granite
Single Size	48"/1200mm	4.0	24x5.5x8H(10H)	Marble
Single Size	48"/1200mm	4.5	24x6.0x8H(10H)	Marble
Single Size	48"/1200mm	5.0	24x7.5x8H(10H)	Marble
Single Size	48"/1200mm	5.5	24x8.0x8H(10H)	Marble
Single Size	64"/1600mm	6.5-7.2	24x9.2x10H(8H)	Marble
Single Size	64"/1600mm	6.5-7.2	24x9.5x13H(10H)	Marble





□□□ □□□□□□□ **1000mm** □□ □□□□□ □□□□□

# Diamond Saw Blade Segment For Manufacturer

Segment Size:  
40x7x45mm

For 1000MM Blade



Diamond & Metal  
Powder Material  
Sandwich Design









□□□□□□:

□□□, □□ □□□ □□ □□□□□□ □□ □□□□□ □□□□□.

□□ □□ □□□□□ □ □ □ □□□□ □□□□□, □□□□□□ □□□□□ □□ □□ □□ □□ □ □□□ □□□□□□□.

□ □□□ □□□□ □□ □□□□□□. □□□□ □□ □□ □□ □□ □ □□ □□□ □□ □□□□ □□□□ □□ □□□□ □□□□□ □□□□□.





□□□□ □□

1. □□□ □□ □□□ □□□□□?

□□□ DHL, □□□, TNT, UPS □□ □□□□□.

2. □□□ □□□□□? □□□ □□ □□ □□□□□?

□, □□ □□□ □□ □ □ □□□□. □□□□ □□□ □□□□. □□ □□□ □□ □□□□□□□□.

3. □□□ □□□ □□□ □□□ □□ □ □□□□?

□□ □□□□ □□□ □□□□□

□□ □□□□□□ □□ □□□□ □□□□□□

□□ □□□ □□□ □□ □□□ □□□□□

□□□ □□ □□□ □□□ □□ □ □□□□□. □□□□ □□ □□□□□ □□□□□ □□□ □□□□ □□ □ □□ □□□ □□ □ □□□□.

Courier Express  
door to door service



By Air  
to destination airport



By Sea  
to destination sea port



□□□□:

Fujian Nanan **boreway**® Machinery Co.,Ltd.



No.605 Huahui Center, Shitou Town 362342 Quanzhou, Fujian, China.



☎ : (+86) 595-86990206 /



☎ :(+86) 595-86990220



☎ / **WhatsApp** / **Wechat** :(+ 86) 18650679939.



☎ : **boreway@boreway.com.**



**Lyon Chang.**