

Segment Size: 18mm*20mm*2T
Segment Shape: Rhombus



Connection Type: Polar Magnetic System; Single Hole System

For 4000 ~ 5500 psi, the segments are made of Super Soft Bond. The segments are made of Super Soft Bond. The segments are made of Super Soft Bond. The segments are made of Super Soft Bond.


For 2500 ~ 4000 psi, the segments are made of Super Soft Bond. The segments are made of Super Soft Bond. The segments are made of Super Soft Bond. The segments are made of Super Soft Bond.

For 2500psi, the segments are made of Super Soft Bond. The segments are made of Super Soft Bond. The segments are made of Super Soft Bond. The segments are made of Super Soft Bond.

For 5500psi, the segments are made of Super Soft Bond. The segments are made of Super Soft Bond. The segments are made of Super Soft Bond. The segments are made of Super Soft Bond.

□□ :

2. The segments are made of Super Soft Bond. The segments are made of Super Soft Bond. The segments are made of Super Soft Bond. The segments are made of Super Soft Bond.





Concrete Grinding Effect


□□ :

- 1) □□ □□□□□ □□□ □□□ □□ □□□□ □□
- 2) □□ □□□ □□□□ □□□ □□ □ □□□ □□ □□□□.
- 3) □□ □□□ □□ □□ □□□ □□ □□ □□□□.
- 4) □□□□ □□□□ □□□□ □□□□ □□□ □□ □□□ □□□ □□ □□

□□:

□□□□ □□ □□, □□-6, 16, 20, 25, 40, 80 & 150 □
 □□□ □□□□□ □□□□ □□ □□ □□□ □□ □□ □ □□□□.
 □□□ □□□□□ □□□□ □□□□ □□□ □□□□□ □□
 □□□□ □□□□□ □□□ □□□ □□□□ □□
 □□ □□□□ □□ □□ □□□□ □□ □□ □□□□.
 □□□□ □□□□ □□□□ □□□□ □□□ □□ □□□ □□□ □□ □□

□□ □□:



Boreway Machinery Co., Ltd
 www.diamondtools.top
 www.boreway.net

□ □ □ □ □ □ □ □ □ □




Boreway Machinery Co., Ltd
 www.diamondtools.top
 www.boreway.net

□ □ □ □ □ □ □ □ □ □

4) 0000 00 0000 0000 0000 0 0000 0000 0000000 00 00 0 0 00000.

00 :

Fujian Nanan *boreway* Machinery Co.,Ltd.

 No.605 Huahui Center, Shuitou Town 362342 Quanzhou, 00 0



00 : (+86) 595-86990206 /  00: (+86) 595-86990220



000 / **WhatsApp** / **Wechat** : (+ 86) 13559599186



000: boreway09@boreway.net



00