




1600mm K



1000-3500 mm					
40	1000	24	7.4 / 6.8	15	70
44	1100	24	7.4 / 6.8	15	74
48	1200	24	7.5 / 7.0	15/20	80

□□□□□□□□ **1600mm K** □□□□□□□□□□□□□□□□□□□□ □□□□□□□□□□□□□□□□□□□□

Applicable materials





To meet your demands for cutting different materials, such as granite, marble, quartz stone, sand stone, microcrystalline stone, volcanic rock, concrete, glass, ceramic, masonry etc. Different segments recipe were been developed by our company.





SPK: 24*8.4/7.6*15M
DIA: 600-1800/2000
FOR Granite
NUM: 100Pcs
SD604 6-18/20 U115 K45
DATE: 2013.03.26



Single Blade



□□□□




Fan Shape Edge Segment




Normal Shape Edge Segment



W Shape Edge Segment



K Shape Block Segment



V Shape Block Segment



M Shape Block Segment



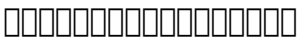

Slant Slot Edge Segment




Turbo Shape Edge Segment



U Slot Edge Segment





□□□□□

1. 轉速RPM
- 2.
- 3.


3. 轉速
轉速

轉速

轉速


轉速

Fujian Nanan *boreway* Machinery Co.,Ltd.

 轉速362342ah轉速605

 **TEL** +86 595-86990206 /  轉速 +86 595-86990220

 轉速 / **WhatsApp** / **Wechat** + 86 13559599186

 **E** boreway06@boreway.net

 轉速