






Grinding Machine



Concrete Grinding Effect

□□

□□
□□□□□□□□□□
□□□□□□□□
□□□□□□□□
□□□□□□□□□□

CONCRETE HARDNESS	Xtreme Hard	Very Hard	Hard	Medium Hard	Soft	Very Soft
PSI	6500–9000	5000–7000	4000–5000	3000–4000	1500–3500	1000–2000
MPA	C50–C65	C40–C55	C30–C50	C20–C40	C15–C25	C10–C20
CODE	XHF	VHF	HF	MHF	SF	VSF
COLOUR						

2 Husqvarna Redi Lock

Scanmaskin Redi Lock

Scanmaskin Redi Lock



Husqvarna Redi Lock Blank Scanmaskin Blank

1

1. Husqvarna Redi Lock

2. Husqvarna Redi Lock

3. Husqvarna Redi Lock

4. Husqvarna Redi Lock

5. Husqvarna Redi Lock

6. Husqvarna Redi Lock

7

1. Husqvarna Redi Lock

2. Husqvarna Redi Lock

3. Husqvarna Redi Lock

