

Diameter		Thickness	Teeth	Segment Size			Hole	Max. RPM	Cutting Stone
Inch	mm	mm	pcs/set	L	W	H	mm	RPM	#
10"	250	18(2.2)	18	40	3.2	8/10	50/60	3850	Marble
12"	300	1.8(2.2)	22	40	3.2	10/12	50/60	3150	Marble
14"	350	2.2(2.4)	25	40	3.2	10/12	50/60	2750	Marble
16"	400	2.6(2.8)	29	40	3.6	10/12	50/60	2400	Marble
18"	450	2.8(3.0)	32	40	4.0(4.2)	10/12	50/60	2150	Marble
20"	500	2.8(3.0)	36	40	4.0(4.2)	10/12	50/60	1900	Marble
24"	600	36(3.2)	42	40	4.6(4.8)	10/12	50/60	1600	Marble
32"	800	4.2(4.5)	57	40	5.5(6.0)	10/12	50/60	1200	Marble
36"	900	5.0(5.5)	64	40	7.5(8.0)	10/12	60/80	1050	Marble
36"	900	5.0(5.5)	64	24	7.5(8.0)	10/13	60/80	1050	Marble
40"	1000	5.0(5.5)	70	24	7.5(8.0)	10/13	80/100	950	Marble
48"	1200	5.5(6.0)	80	24	7.5(8.0)	10/13	80/100	950	Marble
56"	1400	6.0(6.5)	92	24	8.5(9.2)	10/13	80/100	700	Marble
64"	1600	6.5(7.2)	108	24	9.2(9.5)	10/13	80/100	600	Marble
72"	1800	7.2(8.0)	120 I	24	10.0	10/13	80/100	550	Marble
80"	2000	8.0(9.0)	128	24	11.0	10/13	100/120	500	Marble
86"	2200	8.0(9.0)	132	24	11.0	10/13	100/120	450	Marble
100"	2500	9.0(10.0)	140	24	12.5	13/15	100/120	400	Marble
120"	3000	9.0(10.0)	160	24	12.5	13/15	100/120	350	Marble
140"	3500	9.0(10.0)	180	24	13.0	13/15	100/120	300	Marble

PS

Blade Set	Blade Diameter	Thickness	Segment Size	Cutting Stone
#	#	mm	LxWxH	#
Multi Size	2200-600 Multi	4.5	24x6.4/5.6x13H(15H)	Granite
Multi Size	2200-600 Multi	5.0	24x7.0/6.2x13H(15H)	Granite
Multi Size	2200-600 Multi	5.5	24x7.4/6.6x13H(15H)	Granite
Multi Size	2200-600 Multi	6.5	24x8.4/7.6x13H(15H)	Granite
Multi Size	2500-800 Multi	5.5	24x7.4/6.6x13H(15H)	Granite
Multi Size	2500-800 Multi	6.5	24x8.4/7.6x13H(15H)	Granite
Multi Size	2500-800 Multi	7.2	24x9.2/8.4x13H(15H)	Granite
Multi Size	1600-960 Multi	6.5	24x8.4/7.6x13H(15H)	Granite
Multi Size	1600-960 Multi	7.2	24x9.2/8.4x13H(15H)	Granite
Single Size	40"/1000mm	4.5-5.0	24x7.0/6.2x13H(15H)	Granite
Single Size	48"/1200mm	5.0-5.5	24x7.5/6.5x13H(15H)	Granite
Single Size	64"/1600mm	6.5-7.2	24x9.2/8.4x13H(15H)	Granite
Single Size	48"/1200mm	4.0	24x5.5x8H(10H)	Marble
Single Size	48"/1200mm	4.5	24x6.0x8H(10H)	Marble
Single Size	48"/1200mm	5.0	24x7.5x8H(10H)	Marble
Single Size	48"/1200mm	5.5	24x8.0x8H(10H)	Marble
Single Size	64"/1600mm	6.5-7.2	24x9.2x10H(8H)	Marble
Single Size	64"/1600mm	6.5-7.2	24x9.5x13H(10H)	Marble

Support Sample Processing Customization

Style and Specifications



Contact Salesman

Due to the large number of product specifications and styles, in order to avoid conflicts, please contact the salesman before placing the order.

1

Provide Samples


The manufacturer supports the sample processing and customization, and the buyer provides the sample first to communicate the production requirements.



2



● Cold Press Mschine



● Fill The Mold




● The Product Polishing




● Remove The Mold




● Hot Press Machinery



● Packing





1. 1. 2. 3. 4. 5.

- 1. 1. 2. 3. 4. 5.
- 2. 1. 2. 3. 4. 5.
- 3. 1. 2. 3. 4. 5.
- 4. 1. 2. 3. 4. 5.
- 5. 1. 2. 3. 4. 5.

1. 2. 3. 4. 5.

- 1. 1. 2. 3. 4. 5. 8.
- 2. 1. 2. 3. 4. 5.
- 3. 1. 2. 3. 4. 5.

1. 2. 3. 4. 5.

1. 2. 3. 4. 5.

1. 2. 3. 4. 5.

Fujian Nanan **boreway** Machinery Co.,Ltd.

No.605 Huahui Center Shuitou Town 362342 Quanzhou Fujian China

+86 595-86990206 / +86 595-86990220

WhatsApp / Wechat + 86 18650679939

boreway@boreway.com

