

Product Description

Boreway has developed different excellent diamond segment formulas for **sandwich diamond segment for cutting**, and we can adjust the diamond segment formulas for your specific requirements.

This sandwich-type diamond segment is designed to be used on a 2000mm diamond saw blade, stone block cutting diamond segments manufacturer for cutting. The M sandwich shape diamond segment size is 24x10.6/9.8x15mm and one 2000mm granite and other hard stone.

Stone Block Cutting Diamond Segments Manufacturer: a new design for fast diamond exposure purpose, M sandwich shape diamond segment has two mountains on segments tops, that makes new segments cuts block at less cutting friction compared to square segments

Feature:

1. The concentration of diamond particles on the outsides is higher than the middle layer.
2. Sandwich diamond segment has 4 layers, and each layer has diamond particles.
3. **Sandwich diamond segment for cutting**, is usually used for cutting granite, compared with the multi-layers diamond segment, it has a longer lifespan.

Product Specification:

The Following Are Normal Specifications **Sandwich Diamond Segment For Cutting:**

Blade Diameter	Segment Size			Use
	L	W	H	
2000mm, 80 inch	24MM	10.6/9.8MM	15MM	Wet Use

The above specifications is only for reference, other specifications may be available as per customer's demand.

Other Specifications Of Cutter Segment:


Diameter		Thickness	Teeth	Segment Size			Hole	Max. RPM	Cutting Stone
Inch	mm	mm	pcs/set	L	W	H	mm	RPM	#
10"	250	1.8(2.2)	17	40	3.2	8/10/12	50/60	3450	Granite
12"	300	1.8(2.2)	21	40	3.2	12/15/20	50/60	2850	Granite
14"	350	2.2(2.4)	24	40	3.2	12/15/20	50/60	2450	Granite
16"	400	2.6(2.8)	28	40	3.6	12/15/20	50/60	2150	Granite
18"	450	2.8(3.0)	32	40	4.2	12/15/20	50/60	1900	Granite
20"	500	2.8(3.0)	36	40	4.2	12/15/20	50/60	1750	Granite
24"	600	3.6(3.2)	42	40	4.6	12/15/20	50/60	1450	Granite
32"	800	4.2(4.5)	57	40	5.5	12/15/20	50/60	1150	Granite
36"	900	5.0(5.5)	64	40	6.5	12/15/20	60/80	950	Granite
36"	900	5.0(5.5)	64	24	7.0/6.2	13/15/20	60/80	950	Granite
40"	1000	5.0(5.5)	70	24	7.0/6.2	13/15/20	80/100	850	Granite
48"	1200	5.5(6.0)	80	24	7.4/6.6	13/15/20	80/100	750	Granite
56"	1400	6.0(6.5)	92	24	8.4/7.6	13/15/20	80/100	600	Granite
64"	1600	6.5(7.2)	108	24	9.2/8.4	13/15/20	80/100	550	Granite
72"	1800	7.2(8.0)	120	24	10.0/9.2	13/15/20	80/100	500	Granite
80"	2000	8.0(9.0)	128	24	11.0/10.0	15/20	100/120	450	Granite
86"	2200	8.0(9.0)	132	24	11.0/10.0	15/20	100/120	400	Granite
100"	2500	9.0(10.0)	140	24	12.0/11.0	15/20	100/120	350	Granite
120"	3000	9.0(10.0)	160	24	12.5/11.5	20/30	100/120	300	Granite
140"	3500	9.0(10.0)	180	24	13.0/12.0	20/30	100/120	250	Granite

Multi-Blade And Single-Disc Saw Blade Specifications:

Blade Set	Blade Diameter	Thickness	Segment Size	Cutting Stone
#	#	mm	LxWxH	#
Multi Size	2200-600 Multi	4.5	24x6.4/5.6x13H(15H)	Granite
Multi Size	2200-600 Multi	5.0	24x7.0/6.2x13H(15H)	Granite
Multi Size	2200-600 Multi	5.5	24x7.4/6.6x13H(15H)	Granite
Multi Size	2200-600 Multi	6.5	24x8.4/7.6x13H(15H)	Granite
Multi Size	2500-800 Multi	5.5	24x7.4/6.6x13H(15H)	Granite
Multi Size	2500-800 Multi	6.5	24x8.4/7.6x13H(15H)	Granite
Multi Size	2500-800 Multi	7.2	24x9.2/8.4x13H(15H)	Granite
Multi Size	1600-960 Multi	6.5	24x8.4/7.6x13H(15H)	Granite
Multi Size	1600-960 Multi	7.2	24x9.2/8.4x13H(15H)	Granite
Single Size	40"/1000mm	4.5-5.0	24x7.0/6.2x13H(15H)	Granite
Single Size	48"/1200mm	5.0-5.5	24x7.5/6.5x13H(15H)	Granite
Single Size	64"/1600mm	6.5-7.2	24x9.2/8.4x13H(15H)	Granite
Single Size	48"/1200mm	4.0	24x5.5x8H(10H)	Marble
Single Size	48"/1200mm	4.5	24x6.0x8H(10H)	Marble
Single Size	48"/1200mm	5.0	24x7.5x8H(10H)	Marble
Single Size	48"/1200mm	5.5	24x8.0x8H(10H)	Marble
Single Size	64"/1600mm	6.5-7.2	24x9.2x10H(8H)	Marble
Single Size	64"/1600mm	6.5-7.2	24x9.5x13H(10H)	Marble

[Product Show](#)

China 2000mm Sandwich Type Diamond Segment For Cutting Granite Supplier







Application:

Stone cutting segment wholesales for kinds of hard stones with quartz, suitable for [Multi Saw Blade Diamond Cutting Segment For Suppliers](#).

Different types diamond segments used for granite, marble, concrete, limestone, sandstone, basalt, ceramics, refractory material, etc.



Cutting Effect Of Saw Blade Segment In The Market



VS

Cutting Effect Of Our Saw Blade Segment





FAQ

1.How can we be your agent in our country?

Please inform us your detailed company, we will discuss and propose helpful suggestion for you, and to find the best solution for you.

2. If we need technical support, can you offer us?

Yes, we have an experienced team, offering our customers additional benefits with specific advice, by our product management staff, engineers and technicians.

3.Can your products use different objects and materials?

It is best to communicate with our staff before using, because different products use different proportions of ingredients and use different effects.

Courier Express
door to door service



By Air
to destination airport



By Sea
to destination sea port



Contact Us:

Fujian Nanan *boreway* Machinery Co.,Ltd.



No.605 Huahui Center, Shuitou Town 362342 Quanzhou, Fujian, China



TEL: (+86)595-86990206 /



Fax: (+86)595-86990220



Mobile/WhatsApp/Wechat: (+ 86) 18650679939



E-mail: boreway@boreway.com



Lyon Chang