

**00000:**



**3** **M6** **00000** **00** **000** **00** **00000000** **0000** **0000000000** **00000000** **0000000000** **0000**

00 0000000000 00000000000 0000000 000000000 0000 0000 0000 0000 0000 0000 00000, 0000000000  
00000 00 0000000000 00 00 00 000000 00000000 0000 0000

00 0000000000 000000000000 0000000 000000000 0000 0000 0000 0000 0000 0000 0000000 00 00 000000  
00 000000 000000 00 0000000000 0000 00 000000 000000000 00000 0000

**000000 000000:**

000000000000 000000000 00000000000 0000 **3** **M6** **000000** **00** **000** **00** **000000000** **00000** **0000000000**  
00000000000000 00000000 0000000000 0000:

000000:	000000 00000 00000
00000:	0000 0000000000
0000 000000:	16-270 # 00000
0000 00000:	35 * 10 * 10 00000 * 2 000
000000000:	00000 00 00000 000000
00Connection:	3 00000 000 6 00 000 8 00 00000 0000
000000:	000000000 00 Terrazzo 000000
00000:	0000000 000000000000 000000000000 000000
000000:	000000 00000000 0000000, 0000000 0000000, 000000000 0000000, 0000000 0000000, 00000 0000000 0000000, 000000000000 0000000 0000000

Figure 1 shows the assembly of the curved bar segments. The curved bar segments are made of a composite material and are joined together using a resin (epoxy, epoxy) and a resin hardener. The curved bar segments are joined together using a resin (epoxy, epoxy) and a resin hardener. The curved bar segments are joined together using a resin (epoxy, epoxy) and a resin hardener.

Figure 1 shows the assembly of the curved bar segments. The curved bar segments are made of a composite material and are joined together using a resin (epoxy, epoxy) and a resin hardener. The curved bar segments are joined together using a resin (epoxy, epoxy) and a resin hardener.

3. The M6 bolts are used to secure the curved bar segments. The curved bar segments are joined together using a resin (epoxy, epoxy) and a resin hardener. The curved bar segments are joined together using a resin (epoxy, epoxy) and a resin hardener.





Figure 1 shows the assembly of the curved bar segments. The curved bar segments are made of a composite material and are joined together using a resin (epoxy, epoxy) and a resin hardener. The curved bar segments are joined together using a resin (epoxy, epoxy) and a resin hardener.



Figure 1 shows the assembly of the curved bar segments. The curved bar segments are made of a composite material and are joined together using a resin (epoxy, epoxy) and a resin hardener. The curved bar segments are joined together using a resin (epoxy, epoxy) and a resin hardener.

The curved bar segments are made of a composite material and are joined together using a resin (epoxy, epoxy) and a resin hardener. The curved bar segments are joined together using a resin (epoxy, epoxy) and a resin hardener. The curved bar segments are joined together using a resin (epoxy, epoxy) and a resin hardener.





000:

CONCRETE HARDNESS	Xtreme Hard	Very Hard	Hard	Medium Hard	Soft	Very Soft
PSI	6500-9000	5000-7000	4000-5000	3000-4000	1500-3500	1000-2000
MPA	C50-C65	C40-C55	C30-C50	C20-C40	C15-C25	C10-C20
CODE	XHF	VHF	HF	MHF	SF	VSF
COLOUR						

0000 000: 00000 0000, 000 0000 00 0000, 0000000 000000 00 000000 00 0000000 0000000 000000 0000

000:

- 0000 0000 00 000000 00000 00 000000 00 00 0000000 00000 00 00000 0000 00 00000 0000000000 00000 00000 00000000 00000 0000
- 000 00000000 000000 00000 00 000 000000000000 00000000 00 00000000 00 0000 00000 00 00000000 0000
- 00000 00000 00 0000 00000 00, 000000 00 00000 0000 00 0000 0000000000 00000 00000 00000 00 0000 000000 00, 00000 00 00000 0000 00 0000 0000 00000000

□□□□□□□□□□ :

□□□□□□□□ □□□□□ □□ □□□□□□□□□□, □□ □□□□□, □□□□□□ □□□□ □□□□□□□□

□□□□□□□□ □□□□□□□□ :



Boreway Machinery Co., Ltd  
www.diamondtools.top  
www.boreway.net

□□ □□□□ □□□□ □□□□



Boreway Machinery Co., Ltd  
www.diamondtools.top  
www.boreway.net

□□□□□□ □□□□ □□□□ □□□□



Boreway Machinery Co., Ltd  
www.diamondtools.top  
www.boreway.net

□□□□ □□□□ □□□□ □□□□

□□□□□□ □□□□□ □□□□□ :



**品質管理：**

1. 品質管理 品質管理：品質管理 品質管理 品質管理 品質管理 品質管理 品質管理 品質管理 品質管理
2. 品質管理 品質管理：品質管理 品質管理 品質管理 品質管理 品質管理 品質管理 品質管理 品質管理
3. OEM 品質管理：品質管理 品質管理 品質管理 品質管理 品質管理 品質管理 品質管理 品質管理
4. 品質管理 品質管理：品質管理 品質管理 品質管理 品質管理 品質管理 品質管理 品質管理 品質管理
5. 品質管理 品質管理：品質管理 品質管理 品質管理 品質管理 品質管理 品質管理 品質管理 品質管理

**品質管理：**

1. 品質管理 品質管理 品質管理 品質管理 品質管理 品質管理 品質管理 品質管理 品質管理 品質管理?

0000 0000

00000000000000000000 00000 00 00 0000000 0000 000000 0000000000 0000  
0000 00 00000 0000, 8 00 0000 0000000 00 0000, 000000 0000000000 00 0000000000 00 00000000 00000,  
0000 0000000000 00 00000000 00 0000000000 0000 0000000  
0000000000

00 000000 0000 00 0000 000000 00000000 00 0000 0000?

00 00: 000000 000000 00000000 00000 00000 000000 00 000000 00 00000 00, 00000 000000000 00 00  
0000 00000000 0000000000

000000 00 0000 00000000 00000, 00 000000 00000 000000000 00000000, 00000 00000 000000000 00 00000  
000000000 0000 0000 00000 00 0000 0000000 0000000000 00 000000 0000 00000 00 0000 0000000  
0000000

00000 0000000000000000000000 0000000 00000 00000 00000000000000 00 00 00 00000 0000000 00000000

**3. 0000 0000 000000 000000000 000000000 00000 0000?**

00000, 00 0000 000000000 00000 00000 000000000 0000, 00000 0000 000000 0000, 00 00000 00000 00 00 0000  
00 00000 0000

00 000000 00 000000000 00 0000000 0000 00 00 00000 0000 0000 0000 0000000 000000 00000, 00 00000 00000  
00000000 00000000


000000 00 000000, 00 0000 00 000000000 00000 00000 00 0000 00000000000 00 00000000 00 00000 0000000000  
00000 00000000 00 0000000000 0000000000 00 00000 00000



000000 000000 0000:

1. 00000 00 00000 00000 00000000 000000
2. 00000 00 00000 00000 00000 00000000 000000
3. 00000 0000000000000000000000 00 00000000 000000000000 00000 00 00000 0000

00000 00000000 0000:


**Fujian Nanan *boreway* Machinery Co.,Ltd.**

 No.605 Huahui 00000000, Shuitou 00000 362342 Quanzhou, 000000000000,  
0000

 00000000: (+86) 595-86990206 /  00000000: (+86) 595-86990220

 00000000 / **WhatsApp** / 00000000: (+ +) 13559599186

 000000: [boreway05@boreway.net](mailto:boreway05@boreway.net)

 00000 000000