






□□□:

CONCRETE HARDNESS	Xtreme Hard	Very Hard	Hard	Medium Hard	Soft	Very Soft
PSI	6500-9000	5000-7000	4000-5000	3000-4000	1500-3500	1000-2000
MPA	C50-C65	C40-C55	C30-C50	C20-C40	C15-C25	C10-C20
CODE	XHF	VHF	HF	MHF	SF	VSF
COLOUR						

000: 00000 0000, 000 0000 00 0000, 00000000 0000000 00 0000000 00000000 0000000 00000

0000:

- 0000 0000 00 000000 0000 00 000000 00 00 0000000 0000 00 00000 0000 00 00000 000000000 0000 0000 0000000 0000 0000
- 000 00000000 000000 0000 00 000 000000000000 00000000 00 00000000 00 0000 0000 00 0000000 0000
- 0000 0000 00 0000 0000 00, 000000 00 00000 0000 00 0000 000000000 00000

0000000000:

0000000000 000000 00 0000000000, 00 00000, 0000000 0000 00000 00000

00000000 00000000:



Boreway Machinery Co. Ltd
www.diamondtools.top
www.boreway.net

3 0000000000 0000 00000



Boreway Machinery Co. Ltd
www.diamondtools.top
www.boreway.net

3 0000000000 0000 00000



Boreway Machinery Co. Ltd
www.diamondtools.top
www.boreway.net

2 Rhombus 0000 00000

000000 00000 0000:

