


□□□□:



□□□□□□ □□ □□□ □□□□□□□□ □□□□□□ □□ □□□ □□□□ □□□□□ □□□ □□□□

□□ □□□ □□□□ □□□ □□□□□□ □□□□ □□□ □□□ □□□□□, □□□□□□□ □□□□□ □□ □□□□□□□ □□ □□ □□□□□ □□□□□ □□□□ □□□

□□ □□□ □□□□ □□□ □□□ □□□□ □□□□ □□□ □□□ □□□□□ □□ □□ □□□□ □□ □□□□ □□ □□□□ □□□□ □□ □□□□□□□ □□□ □□ □□□□□ □□□□□□□ □□□□ □□□

□□□□□ □□□□□:

□□□□□□□□□□ □□□□□□□□□□ □□□ □□ □□□ □□□□ □□□□□ □□□ □□□:

□□□:	□□ □□□ □□□□ □□□□□ □□□ □□□
□□□□ □□□□□:	16-270 # □□□□□
□□□□ □□□□:	33 * 17/8 * 13 □□□□□ * 1 □□
□□□□:	□□□□ □□□□□□□ □□□
□□□□□□□:	□□□□□ □□ □□□□ □□□□□
□□□□□:	□□□□□□□□ □□ Terrazzo □□□□□□
□□□□□□□:	□□ □□□ □□□□ □□□ □□□□□□□
□□□□:	□□ □□□□ □□□□□ □□□□□□□□□□ □□□□□□□□□□ □□□□

<p>□□□□□:</p>	<p>□□□□ □□ □□□□□, □□□□□ □□□□□, □□□□□ □□□□□, □□□□□ □□□□□, □□□□ □□□□□ □□□□□, □□□□□□□□□ □□□□□ □□□□□</p>
---------------	--


□□□□ □□ □□□□ □□□□□□□□□□ □□ □□□ □□□□□ □□□ □□ □□□□□□□ □□□ □□ □□□□□ □□□□□□ □□□□ □□ □□ □□□□ □□□

□□□□ □□□□□□□□ □□ □□□□ □□□□□□□□ □□□□□□□□□□ □□ □□□□□□□ □□□□□□□


□□□□□□ □□□□□:


□□ □□ □□□□ □□□□□ □□□ □□□:

Single Hexagon Segment
 33*17/8*13mm*1T



Two Pins Blank







[\[Link\]](#)

[Section Header]

These fasteners are made of aluminum (aluminum, stainless steel) and are used to secure the metal insert. They are made of aluminum, stainless steel, epoxy resin and are used to secure the metal insert. They are made of aluminum, stainless steel, epoxy resin and are used to secure the metal insert.

() Part number: #, #, #, #
These fasteners are used to secure the metal insert. They are made of aluminum, stainless steel, epoxy resin and are used to secure the metal insert.

() Part number: #, # / #, # / its #, # #
These fasteners are used to secure the metal insert. They are made of aluminum, stainless steel, epoxy resin and are used to secure the metal insert.

() Part number: #, #, # 200 #, #, # gr #
These fasteners are used to secure the metal insert. They are made of aluminum, stainless steel, epoxy resin and are used to secure the metal insert.



Before Grinding and Polishing



After Grinding and Polishing

□□□:

CONCRETE HARDNESS	Xtreme Hard	Very Hard	Hard	Medium Hard	Soft	Very Soft
PSI	6500-9000	5000-7000	4000-5000	3000-4000	1500-3500	1000-2000
MPA	C50-C65	C40-C55	C30-C50	C20-C40	C15-C25	C10-C20
CODE	XHF	VHF	HF	MHF	SF	VSF
COLOUR						

□□□□ □□□: □□□□ □□□□, □□□ □□□□ □□ □□□□, □□□□□□□ □□□□□□ □□ □□□□□□ □□ □□□□□□ □□□□□□ □□□□□

☐☐☐

☎ ☐☐☐☐☐☐: (+86) 595-86990206 / 📞 ☐☐☐☐☐☐: (+86) 595-86990220

📱 ☐☐☐☐☐☐ / **WhatsApp** / ☐☐☐☐☐☐: (+ +) 13559599186

✉ ☐☐☐☐☐☐: boreway05@boreway.net

👤 ☐☐☐☐ ☐☐☐☐☐☐