






□□□□ □□□□ □□□□□ □□□□□□□ □□ □□□□□







000:

CONCRETE HARDNESS	Xtreme Hard	Very Hard	Hard	Medium Hard	Soft	Very Soft
PSI	6500-9000	5000-7000	4000-5000	3000-4000	1500-3500	1000-2000
MPA	C50-C65	C40-C55	C30-C50	C20-C40	C15-C25	C10-C20
CODE	XHF	VHF	HF	MHF	SF	VSF
COLOUR	Blue	Purple	Black	Red	Yellow	Orange

0000 000: 00000 0000, 000 0000 00 0000, 00000000 0000000 00 0000000 00 00000000 00000000 0000

000000 0000 000:

