



| Diameter | | Thickness | Teeth | Segment Size | | | Hole | Max. RPM | Cutting Stone |
|----------|------|-----------|---------|--------------|-----------|----------|---------|----------|---------------|
| Inch | mm | mm | pcs/set | L | W | H | mm | RPM | # |
| 10" | 250 | 1.8(2.2) | 17 | 40 | 3.2 | 8/10/12 | 50/60 | 3450 | Granite |
| 12" | 300 | 1.8(2.2) | 21 | 40 | 3.2 | 12/15/20 | 50/60 | 2850 | Granite |
| 14" | 350 | 2.2(2.4) | 24 | 40 | 3.2 | 12/15/20 | 50/60 | 2450 | Granite |
| 16" | 400 | 2.6(2.8) | 28 | 40 | 3.6 | 12/15/20 | 50/60 | 2150 | Granite |
| 18" | 450 | 2.8(3.0) | 32 | 40 | 4.2 | 12/15/20 | 50/60 | 1900 | Granite |
| 20" | 500 | 2.8(3.0) | 36 | 40 | 4.2 | 12/15/20 | 50/60 | 1750 | Granite |
| 24" | 600 | 3.6(3.2) | 42 | 40 | 4.6 | 12/15/20 | 50/60 | 1450 | Granite |
| 32" | 800 | 4.2(4.5) | 57 | 40 | 5.5 | 12/15/20 | 50/60 | 1150 | Granite |
| 36" | 900 | 5.0(5.5) | 64 | 40 | 6.5 | 12/15/20 | 60/80 | 950 | Granite |
| 36" | 900 | 5.0(5.5) | 64 | 24 | 7.0/6.2 | 13/15/20 | 60/80 | 950 | Granite |
| 40" | 1000 | 5.0(5.5) | 70 | 24 | 7.0/6.2 | 13/15/20 | 80/100 | 850 | Granite |
| 48" | 1200 | 5.5(6.0) | 80 | 24 | 7.4/6.6 | 13/15/20 | 80/100 | 750 | Granite |
| 56" | 1400 | 6.0(6.5) | 92 | 24 | 8.4/7.6 | 13/15/20 | 80/100 | 600 | Granite |
| 64" | 1600 | 6.5(7.2) | 108 | 24 | 9.2/8.4 | 13/15/20 | 80/100 | 550 | Granite |
| 72" | 1800 | 7.2(8.0) | 120 | 24 | 10.0/9.2 | 13/15/20 | 80/100 | 500 | Granite |
| 80" | 2000 | 8.0(9.0) | 128 | 24 | 11.0/10.0 | 15/20 | 100/120 | 450 | Granite |
| 86" | 2200 | 8.0(9.0) | 132 | 24 | 11.0/10.0 | 15/20 | 100/120 | 400 | Granite |
| 100" | 2500 | 9.0(10.0) | 140 | 24 | 12.0/11.0 | 15/20 | 100/120 | 350 | Granite |
| 120" | 3000 | 9.0(10.0) | 160 | 24 | 12.5/11.5 | 20/30 | 100/120 | 300 | Granite |
| 140" | 3500 | 9.0(10.0) | 180 | 24 | 13.0/12.0 | 20/30 | 100/120 | 250 | Granite |

□□□□ □□□□ □□ □□ □□□□ □□□□ □□□□ □□□□□□□□□□□□□□□□:

| Blade Set | Blade Diameter | Thickness | Segment Size | Cutting Stone |
|-------------|----------------|-----------|---------------------|---------------|
| # | # | mm | LxWxH | # |
| Multi Size | 2200-600 Multi | 4.5 | 24x6.4/5.6x13H(15H) | Granite |
| Multi Size | 2200-600 Multi | 5.0 | 24x7.0/6.2x13H(15H) | Granite |
| Multi Size | 2200-600 Multi | 5.5 | 24x7.4/6.6x13H(15H) | Granite |
| Multi Size | 2200-600 Multi | 6.5 | 24x8.4/7.6x13H(15H) | Granite |
| Multi Size | 2500-800 Multi | 5.5 | 24x7.4/6.6x13H(15H) | Granite |
| Multi Size | 2500-800 Multi | 6.5 | 24x8.4/7.6x13H(15H) | Granite |
| Multi Size | 2500-800 Multi | 7.2 | 24x9.2/8.4x13H(15H) | Granite |
| Multi Size | 1600-960 Multi | 6.5 | 24x8.4/7.6x13H(15H) | Granite |
| Multi Size | 1600-960 Multi | 7.2 | 24x9.2/8.4x13H(15H) | Granite |
| Single Size | 40"/1000mm | 4.5-5.0 | 24x7.0/6.2x13H(15H) | Granite |
| Single Size | 48"/1200mm | 5.0-5.5 | 24x7.5/6.5x13H(15H) | Granite |
| Single Size | 64"/1600mm | 6.5-7.2 | 24x9.2/8.4x13H(15H) | Granite |
| Single Size | 48"/1200mm | 4.0 | 24x5.5x8H(10H) | Marble |
| Single Size | 48"/1200mm | 4.5 | 24x6.0x8H(10H) | Marble |
| Single Size | 48"/1200mm | 5.0 | 24x7.5x8H(10H) | Marble |
| Single Size | 48"/1200mm | 5.5 | 24x8.0x8H(10H) | Marble |
| Single Size | 64"/1600mm | 6.5-7.2 | 24x9.2x10H(8H) | Marble |
| Single Size | 64"/1600mm | 6.5-7.2 | 24x9.5x13H(10H) | Marble |

□□□□□□ □□□□□□□□□□







□□□□:

□□□□ No.:160 □□□

Max.RPM: 300rpm

□□□□ □□ □□: 100/120 □□□□


□□□□□□ □□□□: 15/20 □□□□

□□□□ □□□□□ □ □□□□: 9.0 (10.0) □□□□

□□□□: □□□□ □□□□□ 3000mm □□□□ □□□□□ □□ □□□

□□□□□□□□ □□ □□□□ □□□□□ □□ □□□ □□□□□ □□□□□ □□ □□□ □□□□ □□□□


□□□□ □□□□□ □□ □□□□, □□□□ □□□□ □□ □□□ □□□□□ □□□□□ □□□□□ □□□□□ □□□□□




Granite



Tower Saw Blade



Multi Saw Blade



Single Saw Blade



□□□□□□ □□□□□□

1.How □□ □□□□ □□ □□□ □□□□□ □□ □□□□ □□?

□□□□□ □□□□ □□□□□□□□ □□□□□ □□ □□□□□, □□ □□□□□ □□□□□□ □□ □□ □□ □□□□□□ □□□□□ □□ □□□□□□□□ □□, □□ □□ □□ □□□ □□□□□ □□□□□□ □□□□□ □□ □□□□

□□ □□□□□□ □□□□□□ □□ □□□□□ □□ **2.** □□ □□ □□□□ □□□□□□ □□ □□□□ □□□?

公司, 我们提供 专业的 供应链管理 服务, 包括 仓储, 运输, 配送, 报关, 报检, 退税, 保险, 以及 其他 物流 环节 的 服务, 我们 拥有 丰富 的 经验, 能够 为您提供 最 专业, 最 快捷, 最 经济的 物流 解决方案.


3. 我们提供哪些物流服务?

我们提供 专业的 供应链管理 服务, 包括 仓储, 运输, 配送, 报关, 报检, 退税, 保险, 以及 其他 物流 环节 的 服务, 我们 拥有 丰富 的 经验, 能够 为您提供 最 专业, 最 快捷, 最 经济的 物流 解决方案.



联系我们: boreway@boreway.com

Fujian Nanan **boreway** Machinery Co.,Ltd.

 No.605 Huahui 工业区, Shuitou 镇 362,342 Quanzhou, Fujian, China

 电话: (+86) 595-86990206 /  微信: (+86) 595-86990220

 手机 / **WhatsApp / Wechat:** (+ 86) 18650679939

 邮箱: **boreway@boreway.com**

 **Lyon Chang**