

**Boreway** □□□□□ **1200mm** □□□□□□□□□□



□□□□ □□□□□□□□□□ □□□□□□□□□□□□□□□□

□□□□□□□□□□ □□□□□□□□□□□□□□□□□□□□□□

□□□□□□□□□□□□□□

□□□□□□□□□□□□□□□□

□□□□□□□□□□ □□□□□□


1000-3500 mm □□□□□□□□					
□□		□□□□□			□□
□□	□□	□□	□□	□□	□
40	1000	24	7.4 / 6.8	15	70
44	1100	24	7.4 / 6.8	15	74

48	1200	24	7.5 / 7.0	15/20	80
52	1300	24	8.0 / 7.4	15/20	88
56	1400	24	9.0 / 8.4	15/20	96
64	1600	24	9.0 / 8.4	15/20	108
72	1800	24	10 / 9.0	15/20	120
80	2000	24	10.6 / 9.8	15/20	128
88	2200	24	11.5 / 10.5	15/20	136
100	2500	24	11.8 / 10.8	15/20	140
120	3000	24	13.0 / 12	15/20	160
140	3500	24	13.5 / 12.5	15/20/30	180

1200mm  
 24mm  
 7.5mm / 7.0mm



1200mm




With high working performance,  
 the blade would not chip or break  
 slates while cutting.

□□□□□□1200mm□□□□□□□□□□ □□□□□□□□□□□□□□□□□□□□

## Applicable materials

To meet your demands for cutting different materials, such as granite, marble, quartz stone, sand stone, microcrystalline stone, volcanic rock, concrete, glass, ceramic, masonry etc. Different segments recipe were been developed by our company.





□□□□



□□□

1. □□□□□□□□□□□□□□□□□□
2. □□□□□□□□□□□□□□□□□□
3. □□□□□□□□□□□□□□□□□□

□□□□□



Granite Block Cutting Segment



Granite Edge Cutting Segment



Marble Block Cutting Segment



Marble Edge Cutting Segment





□□□□□






1. RPM
- 2.
- 3.

3.

## Fujian Nanan *boreway* Machinery Co.,Ltd.

 605362342

 +86595-86990206 /  +86595-86990220

 / **WhatsApp** / + 86 13559599186

 [boreway06@boreway.net](mailto:boreway06@boreway.net)

