


□□□

□□□□□□□□□□□□□□□□□□□□

boreway®



□□□□ □□□□□□□□ □□□□□□□□□□□□□□

□ □□□□□□□□ □□□□□□□□□□□□□□□□□□□

□□□□□□□□□□□□□□

□□□

□□□□□□□□□□□□□□
□□□□□□□□□ □□□□□□


□□□□□□□□□□mm□		
□□	□□	□□
24	5.0	8.0

□□□□□□□□□□ □□□□□□□□□□

□□□□□□□□□□□□□□□□□□□□□□□□
□□□□□□

□□□□□

□□□□□□□□□□□□□□□□□□□□□□□□



With high working performance,
the blade would not chip or break
slates while cutting

□□□□□

□□□□□□□□□□□□□□□□□□ □□□□□□□□□□□□□□□□□□□□□□□□

Applicable materials

To meet your demands for cutting different materials, such as granite, marble, quartz stone, sand stone, microcrystalline stone, volcanic rock, concrete, glass, ceramic, masonry etc. Different segments recipe were been developed by our company.





□□□□



□□

1.□□□□□□□□

2.□□□□□□□□

3.□□□□□□□□□□

□□□□




Fan Shape Edge Segment



Normal Shape Edge Segment



W Shape Edge Segment



K Shape Block Segment



V Shape Block Segment



M Shape Block Segment




Slant Slot Edge Segment




Turbo Shape Edge Segment



U Slot Edge Segment





□□□□□


- 1. RPM
- 2.
- 3.

3.

Fujian Nanan *boreway* Machinery Co.,Ltd.

 605362342

 +86595-86990206 /  +86595-86990220

 / **WhatsApp** / + 86 13559599186

 boreway06@boreway.net

