



350mm



wET



300-1000

12	300	40	3	10	21
14	350	40	3.2	10/12	24
16	400	40	3.6	10/12/15	28
18	450	40	4	10/12/15	32
20	500	40	4.2	10/12/15	36
24	600	40	4.6	10/12/15	42
26	650	40	4.6	10/12/15	46
28	700	40	4.6	10/12/15	50
30	750	40	4.8	10/12/15	54
32	800	40	4.8	10/12/15	54
35	900	40	4.8	10/12/15/20	56
40	1000	40	5.2	10/12/15/20	58


For Reinforced Concrete & Asphalt

Good continuity, effectively, not collapse


The blade has good sharpness and high efficiency.



350mm



Good continuity, effectively, not collapse



The blade has good sharpness and high efficiency.



Applicable materials



To meet your demands for cutting different materials, such as granite, marble, quartz stone, sand stone, microcrystalline stone, volcanic rock, concrete, glass, ceramic, masonry etc. Different segments recipe were been developed by our company.



Reinforced Concrete



Concrete Block



Rock/Granite



Refractory Brick



Hard Masonry Block



Asphalt Road

□□□□□□□□□□□□□□□□□□□□□□□□□□□□□□□□

□□□□

□□□□□□□□□□□□□□□□□□□□□□□□□□□□□□□□

- 1. □□□□□□□□□□□□□□□□□□□□□□□□□□□□□□□□
- 2. □□□□□□□□□□□□□□□□□□□□□□□□□□□□□□□□
- 3. □□□□□□□□□□□□□□□□□□□□□□□□□□□□□□□□
- 4. □□□□□□□□□□□□□□□□□□□□□□□□□□□□□□□□

□□□□□□□□



□□□□□□□□□□□□□□□□□□□□□□□□□□□□□□□□



□□□□□□□□□□□□□□□□□□□□□□□□□□□□□□□□


□□□□□□□□

□□□□□□□□□□□□□□□□□□□□□□□□□□□□□□□□



□□□□□

□□



□□

Less than 45kg, generally delivery by express(Door to Door).



By Air or by Sea for batch goods, Airport/ Port receiving

By air



By sea



□□□□□□

1. □□□□□□□□□□□□□□□□□□□□
2. □ □□□□□□□□□□□□□□□□□□□
3. OEM □□□□□□□□□□□□□□□□□□
4. □□□□□□□□□□□□□□□□□□□□
5. □ □□□□□□□□□□□□□□□□□□□

□□□□□

1. □□□□□□□□□□□□□□□□□□□□
 □□□□□□□□□□□□□□□□□□□□□□
 □□□□□□□□□□□□□□□□□□□□
 □□□□8□□□□□□□□□□□□□□
2. □□□□□□□□□□□□

□□□□□□□□□□□□□□□□□□□□□□□□
□□□□□□□□□□□□□□□□□□□□□□□□
□□□□□□□□□□□□□□□□□□□□□□□□
□□□□□□□□□□□□□□□□□□□□□□□□

3. □□□□□□□□□□
□□□□□□□□□□□□□□□□□□□□□□□□
□□□□□□□□□□□□□□□□□□□□□□□□
□□□□□□□□□□□□□□□□□□□□□□□□
□□□□□□□□□□□□□□□□□□□□□□□□

□□□□

□□□□□□□□□□□□□□□□□□□□□□□□


□□□□□□□
□□□□□□□□
□□□□□□□□□
□□□□□□□□□□
□□□□□□□□□
□□□□□□□□□□PC□
□□□□□□□□□□□□□□□□□□□□□□
□□□□□□□□□□□□□□□□□□□□□□
□□□□□□□□□□PC□□□□
□□□/□□□□□□□□□□□□□□□□□□□□
□□□□□□□
□□□□□□□□

□□□□□

Fujian Nanan *boreway*® Machinery Co.,Ltd.

 No.605 Huahui Center□Shuitou Town 362342 Quanzhou, Fujian, China

 □□□ □+86□595-86990206 /  □□□□+86□595-86990220

 □□ / **WhatsApp** /□□□□+ 86□ 18650679939

 □□□□□ **boreway@boreway.com**

 **Lyon Chang**