


36x900mm
36x900mm
36x900mm




36x900mm

D900mm Saw Blade



Excellent sharpness and good
segment life for soft to hard marble



36x900mm

Applicable materials

To meet your demands for cutting different materials, such as granite, marble, quartz stone, sand stone, microcrystalline stone, volcanic rock, concrete, glass, ceramic, masonry etc. Different segments recipe were been developed by our company.





□□□□



□□□

1. □□□□□□□□
2. □□□□□□□□
3. □□□□□□□□□□□□□□□□
4. □□□□□

□□□□□




Fan Shape Edge Segment



Normal Shape Edge Segment



W Shape Edge Segment



K Shape Block Segment



V Shape Block Segment



M Shape Block Segment



Slant Slot Edge Segment



Turbo Shape Edge Segment



U Slot Edge Segment





□□□□□


1. RPM
- 2.
- 3.

3.

Fujian Nanan *boreway* Machinery Co.,Ltd.

 605362342

 +86595-86990206 /  +86595-86990220

 / **WhatsApp** / + 86 13559599186

 boreway06@boreway.net

