



BW- ZTW. -m01□s□	25mm. □1□□□	35mm. 40mm. 45mm.	M14 M16 5/8"-11 1/2"G.
	50mm. □2□□□		
	75mm. □3□□□		
	100□□ □4□□□		

□□□□□□□□□□□□□□□□□□

□□□□□□□□□□□□□□□□

□□□□□□□□□□□□□□

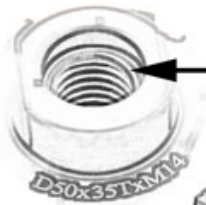
□□□□



**Bottom Segment**  
 Smoother Milling Without  
 Stone Edge Damage

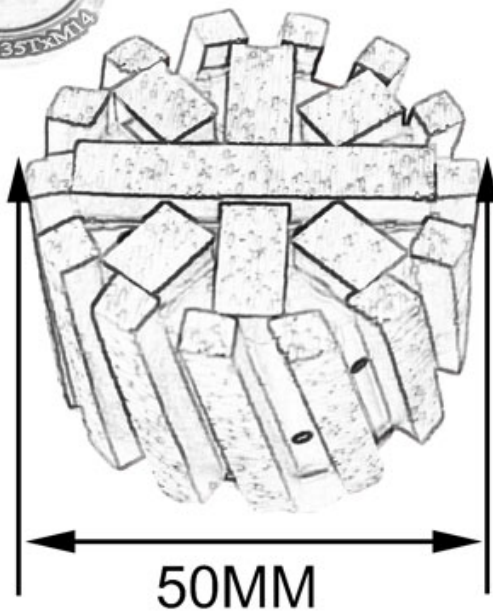
**Fast Milling Speed**  
 Water Outlet & Waste  
 Removal & Heat  
 Dissipation & Cooling



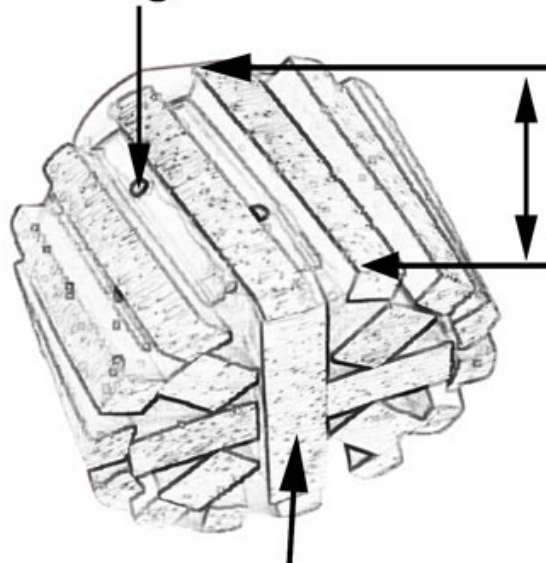


M14

Drainage Hole



50MM



35MM

Bottom Reinforcement

# Cyclone

1. /

2. M14 M16,5 / 8"-11,1 / 2" g

3. 35mm 40mm 45mm

4. 25mm 50mm 75mm 100mm

5.

6.

7. // / / / / / / / / /







**Granite**

**Marble**

# And Other Hard Stone



For Removing The Edge Of Counter Top, Basin, Sink Etc











