

□□□□□□□□□□□□□□□□□□
□□□□□□□□□□□□□□□□□□□□

300-600mm□□□□□□					
□□		□□□			□□
□□	□□	□□	□□	□□	□
12	300	40	3.0	20	21
14	350	40	3.2	20	24
16	400	40	3.6	20	28
18□	450	40	3.8	20	32
20	500	40	4.2	20	36
24	600	40	4.6	20	42


□□□□□□□□□□□□□□□□□□
□□□□□□□□□□□□□□□□□□□□□□□□□□
□□□□□


□□□□□

□□□□□□□□□□□□□□□□:


Applicable materials

To meet your demands for cutting different materials, such as granite, marble, quartz stone, sand stone, microcrystalline stone, volcanic rock, concrete, glass, ceramic, masonry etc. Different segments recipe were been developed by our company.





□□□□



□□□

1.□□□□□□□□□□

2.□□□□□□□□□□

3.□□□□□□□□□□□□

□□□□□



Fan Shape Edge Segment




Normal Shape Edge Segment



W Shape Edge Segment




K Shape Block Segment



V Shape Block Segment



M Shape Block Segment



Slant Slot Edge Segment



Turbo Shape Edge Segment



U Slot Edge Segment





□□□□□


1. RPM

2.


3.

3.

Fujian Nanan *boreway* Machinery Co.,Ltd.

 605362342

 +86595-86990206 /  +86595-86990220

 / **WhatsApp** / + 86 18650679939

 **boreway@boreway.com**

